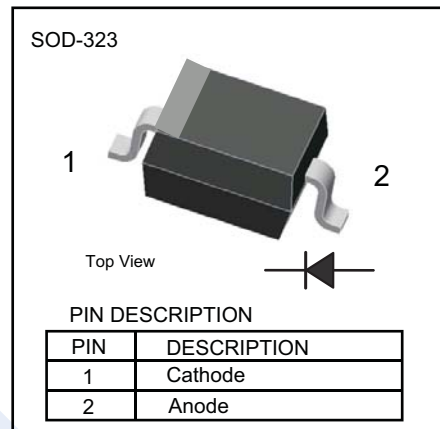


Schottky Diodes

SD103AWS/BWS/CWS

■ Features

- Low Positive Pressure Drop.
- Can Ignore the Reverse Recovery Time.



■ Absolute Maximum Ratings Ta = 25°C

Parameter	Symbol	Rating			Unit
		SD103AWS	SD103BWS	SD103CWS	
Peak Repetitive Reverse Voltage	V _{RRM}				V
Working Peak Reverse Voltage	V _{RWM}	40	30	20	
DC Reverse Voltage	V _R				
RMS Reverse Voltage	V _{R(RMS)}	28	21	14	
Non-Repetitive Peak Forward Current	I _{FM}	350			mA
Non-Repetitive Peak Forward Surge Current	I _{FSM}	1.5			A
Power Dissipation	P _d	200			mW
Thermal Resistance Junction to Ambient	R _{θJA}	625			°C/W
Junction Temperature	T _J	125			°C
Storage Temperature range	T _{stg}	-55 to 125			

■ Electrical Characteristics Ta = 25°C

Parameter	Symbol	Test Conditions	Min	Typ	Max	Unit
Reverse breakdown voltage	V _R	I _R = 10 uA	V _R			V
Forward voltage Drop	V _{FM}	I _F = 20 mA			0.37	
		I _F = 200 mA			0.6	
Instantaneous Reverse current	I _{RM}	V _R = 30 V	SD103AWS		5	uA
		V _R = 20 V	SD103BWS			
		V _R =10 V	SD103CWS			
Total capacitance	C _T	V _R = 0 V, f= 1 MHz	10			pF
Reverse recovery time	t _{rr}	I _F =I _R =200mA, I _{rr} =0.1xI _R , R _L =100Ω	50			ns

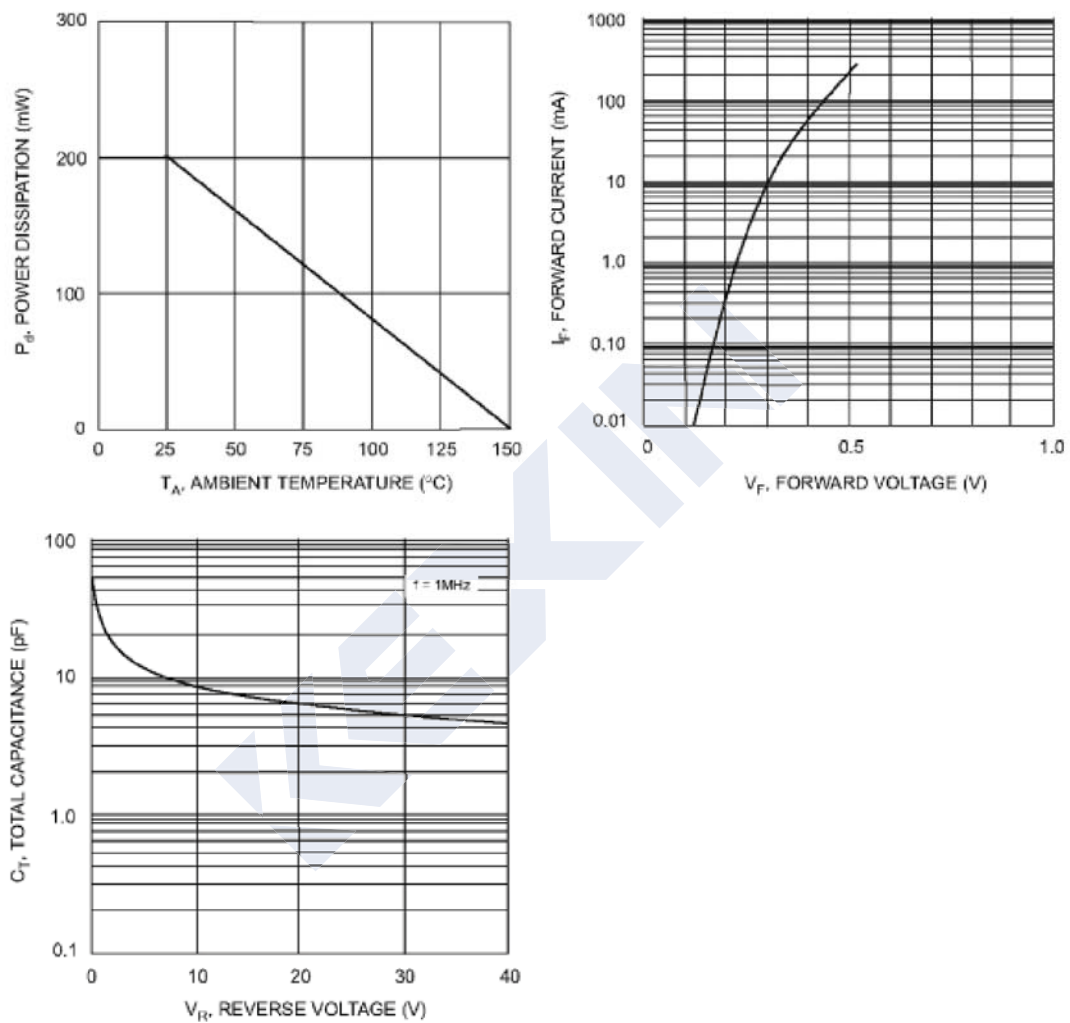
■ Marking

Model	SD103AWS	SD103BWS	SD103CWS
Marking	S4	S5	S6

Schottky Diodes

SD103AWS/BWS/CWS

■ Typical Characteristics



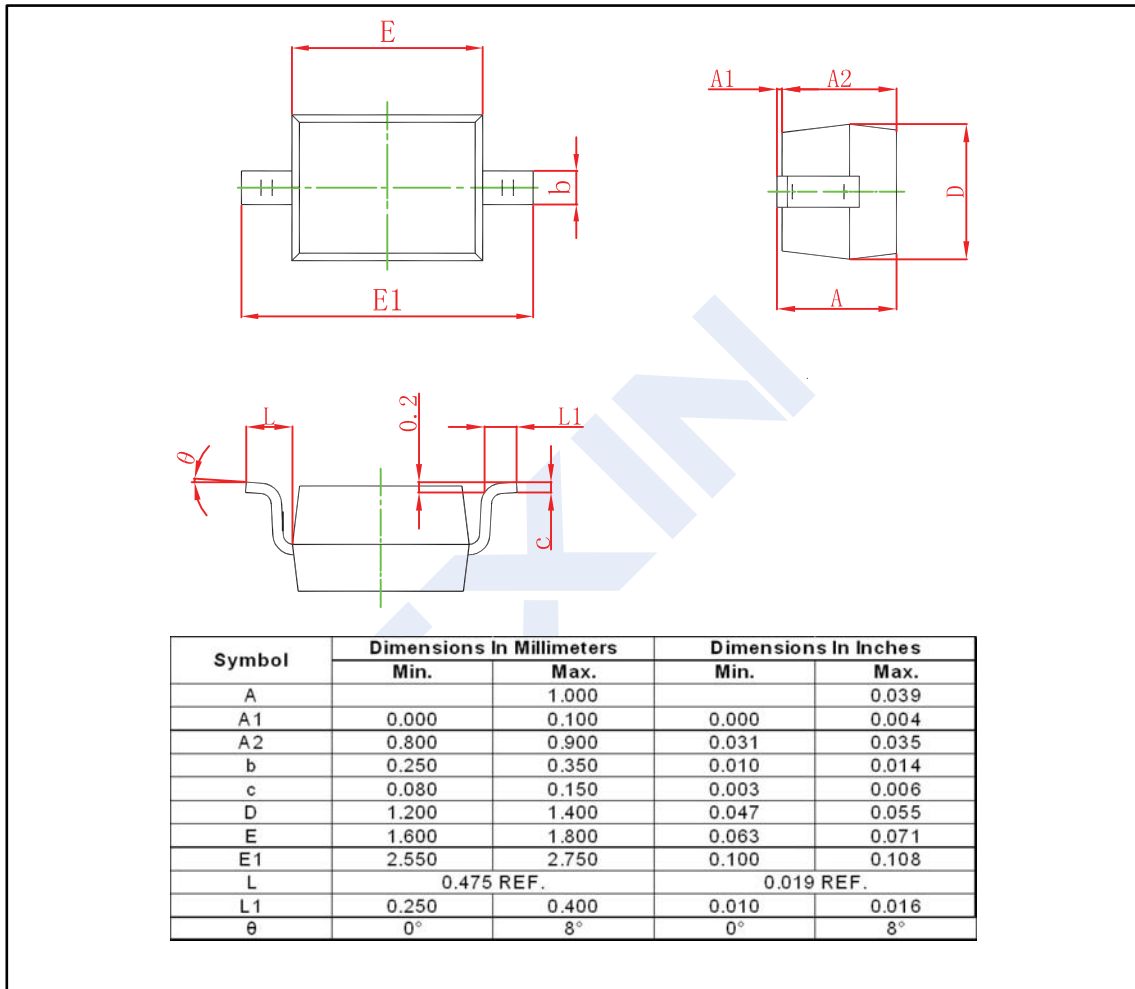
Schottky Diodes

SD103AWS/BWS/CWS

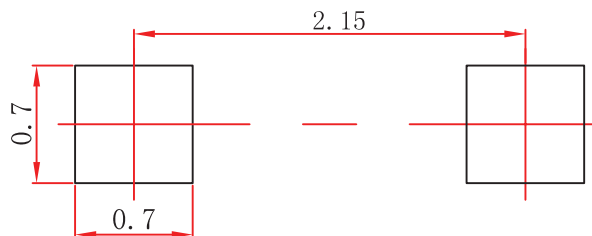
■ Package Outline Dimensions

Plastic surface mounted package; 2 leads

SOD-323



■ The Recommended Mounting Pad Size



Note:

1. Controlling dimension: in millimeters.
2. General tolerance: $\pm 0.05\text{mm}$.
3. The pad layout is for reference purposes only.