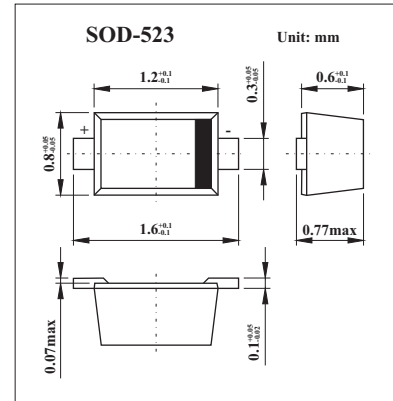


Fast Switching Speed Diodes

KMP1340-079

■ Features

- Designed for Fast Speed Wireless Switch Applications
- Multiple Package Configurations
- Designed for High Volume Wireless Applications
- $L_s = 0.7 \text{ nH}$

■ Absolute Maximum Ratings $T_a = 25^\circ\text{C}$

Parameter	Symbol	Ratings	Units
continuous reverse voltage	V_R	50	V
total power dissipation	P_D	250	mW
Junction temperature	T_j	-65 to +150	$^\circ\text{C}$
Storage temperature	T_{stg}	-65 to +150	$^\circ\text{C}$

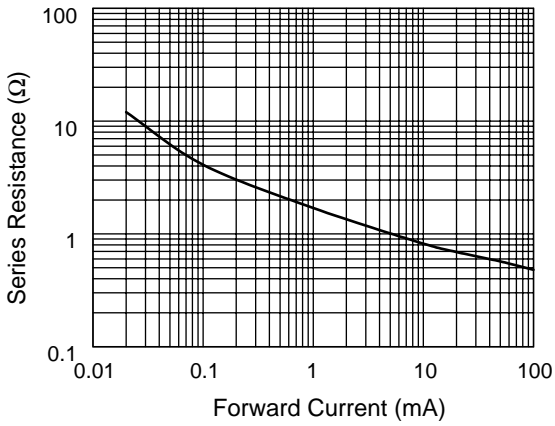
■ Electrical Characteristics $T_a = 25^\circ\text{C}$

Parameter	Symbol	Conditions	Min	Typ	Max	Unit
Forward voltage	V_F	$I_F = 10 \text{ mA}$		0.85		V
Reverse current	I_R	$V_R = 50 \text{ V}$			10	μA
Capacitance	C_T	$f = 1 \text{ MHz}, V = 5 \text{ V}$		0.22	0.30	pF
Resistance	R_s	$f = 100 \text{ MHz}, I = 1 \text{ mA}$		1.8		Ω
		$f = 100 \text{ MHz}, I = 5 \text{ mA}$		1.1	2.0	Ω
		$f = 100 \text{ MHz}, I = 10 \text{ mA}$		0.9	1.2	Ω
Carrier Lifetime	T_I	$I_F = 10 \text{ mA}$		100		nS
I Region Width				0.80		μm

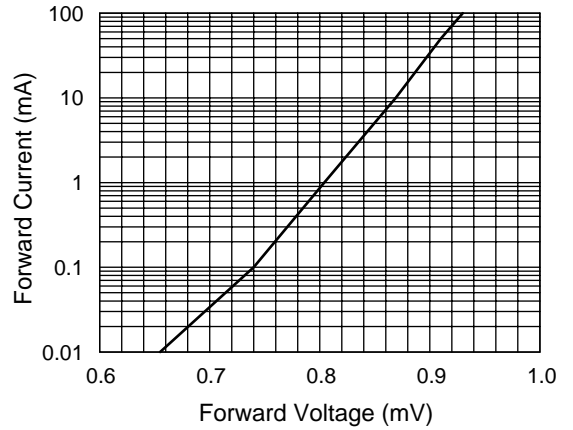
■ Marking

Marking	K5
---------	----

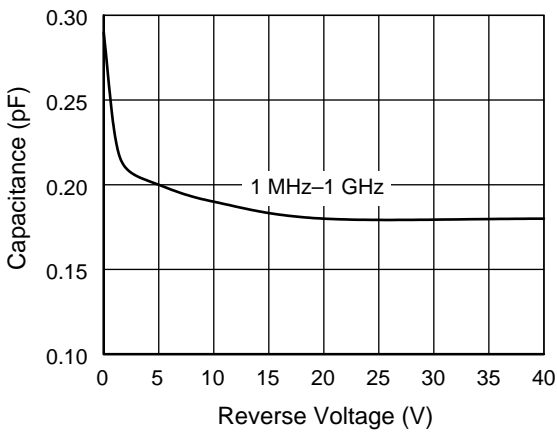
KMP1340-079



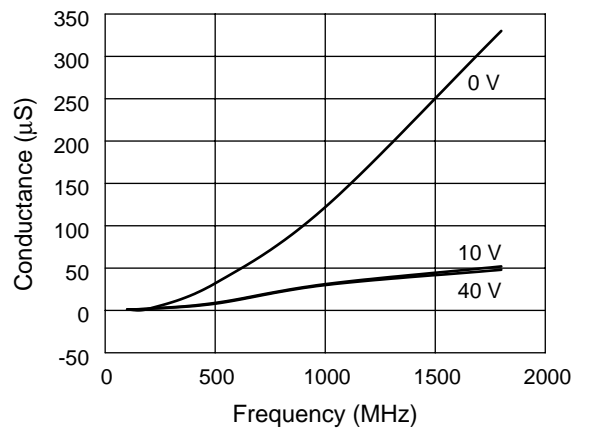
Series Resistance vs. Current @ 100 MHz



DC Characteristic



Capacitance vs. Reverse Voltage



Conductance vs. Frequency