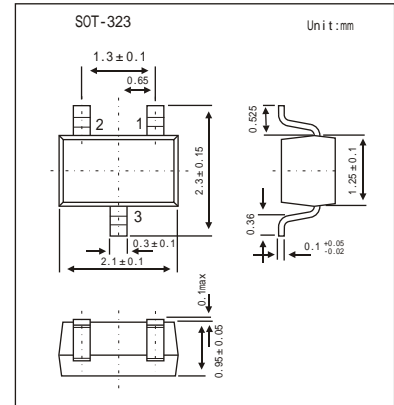
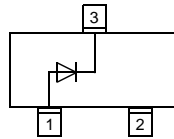


Surface Mount Fast Switching Diode Array

KAS19W - KAS21W

Features

- Fast switching speed
- Surface mount package Ideally suited for automatic insertion
- For general purpose switching applications



Absolute Maximum Ratings Ta = 25

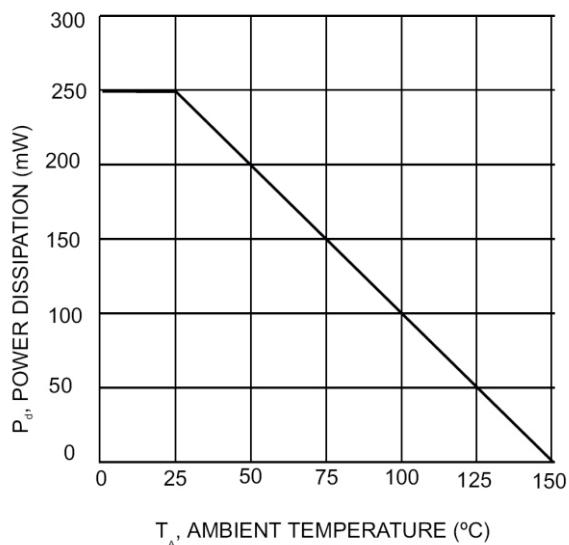
Parameter	Symbol	KAS19W	KAS20W	KAS21W	Unit
Non-Repetitive Peak Reverse Voltage	V_{RM}	120	200	250	V
Peak Repetitive Reverse Voltage	V_{RRM}				
Working Peak Reverse Voltage	V_{RWM}	100	150	200	V
DC Blocking Voltage	V_R				
RMS Reverse Voltage	$V_{R(RMS)}$	71	106	140	V
Average Rectified Output Current	I_o	200			mA
Forward Continuous Current	I_{FM}	400			mA
Non-Repetitive Peak Forward Surge Current @ $t = 1.0 \mu s$ @ $t = 1.0s$	I_{FSM}	2.5 0.5			A
Repetitive Peak Forward Surge Current	I_{FRM}	625			mA
Power Dissipation	P_d	200			mW
Thermal Resistance Junction to Ambient Air	R_{JA}	625			K/W
Operating and Storage Temperature Range	T, T_{STG}	-65 to +150			

Electrical Characteristics Ta = 25

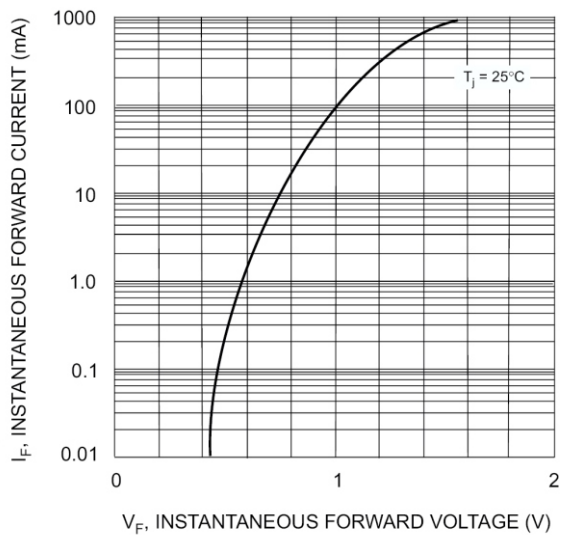
Parameter	Symbol	Testconditions	Min	Typ	Max	Unit
Reverse Breakdown Voltage KAS19W KAS20W KAS21W	$V_{(BR)R}$	$I_R = 100 \mu A$	120 200 250			V
Forward Voltage	V_F	$I_F = 100mA$ $I_F = 200mA$			1.0 1.25	V
Reverse Current @ Rated DC Blocking Voltage	I_R	$T_j = 25$ $T_j = 100$			100 15	nA μA
Junction Capacitance	C_j	$V_R = 0, f = 1.0MHz$			5	pF
Reverse Recovery Time	t_{rr}	$I_F = I_R = 30mA, I_{rr} = 0.1 \times I_R, R_L = 100$			50	ns

BAV19W - BAV21W

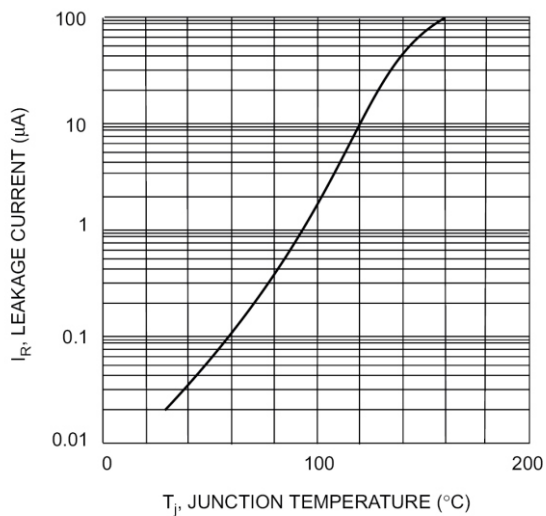
Typical Characteristics



T_A , AMBIENT TEMPERATURE (°C)
Fig. 1 Power Derating Curve



V_F , INSTANTANEOUS FORWARD VOLTAGE (V)
Fig. 2 Typical Forward Characteristics



T_j , JUNCTION TEMPERATURE (°C)
Fig. 3 Leakage Current vs Junction Temperature