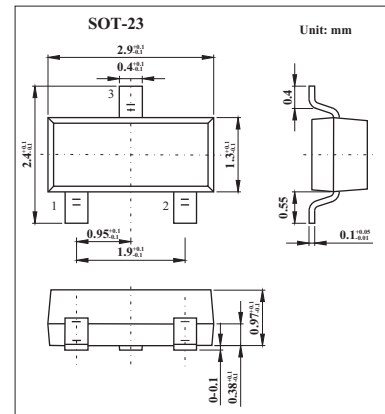
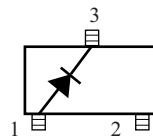


## Surface Mount PIN Diodes

### HSMP-3800

#### ■ Features

- Low Current Switching
- Low Distortion Attenuating
- Ultra-Low Distortion Switching



#### ■ Absolute Maximum Ratings $T_a = 25^\circ\text{C}$

Parameter	Symbol	Rating	Unit
Continuous reverse voltage	$V_R$	100	V
Forward current (1 ms Pulse)	$I_F$	1	A
Power Dissipation @ $T_A = 25^\circ\text{C}$	$P_{tot}$	250	mW
Junction Temperature	$T_J$	150	$^\circ\text{C}$
Storage Temperature Range	$T_{stg}$	-65 to +150	$^\circ\text{C}$

#### ■ Electrical Characteristics $T_a = 25^\circ\text{C}$

Parameter	Symbol	Test conditons	Min	Typ	Max	Unit
Reverse voltage	$V_R$	$I_R = 10 \mu\text{A}$	100			V
Series Resistance	$R_S$	$I_F = 100\text{mA}, f = 100\text{MHz}$			2.0	$\Omega$
Total Capacitance	$C_T$	$V_R = 50\text{V}, f = 1\text{MHz}$			0.4	pF

#### ■ Marking

Marking	D0

### HSMP-3800

■ Typical Characteristics

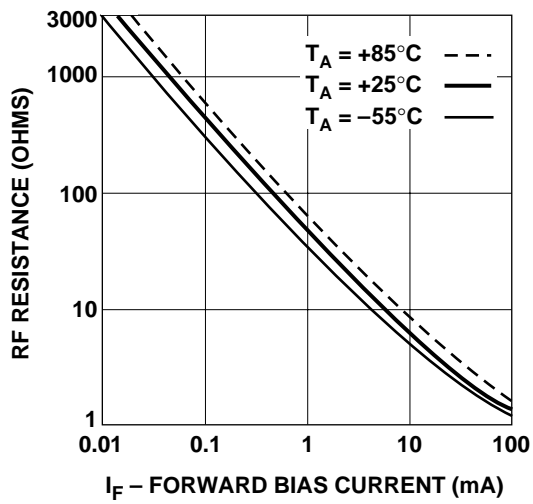


Figure 1. RF Resistance vs Forward Bias Current

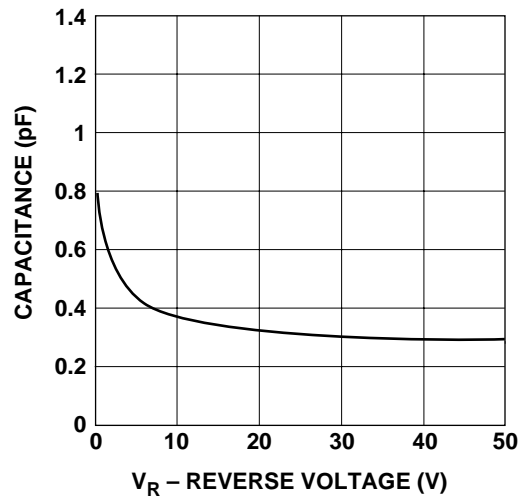


Figure 2. Capacitance vs Reverse Voltage.

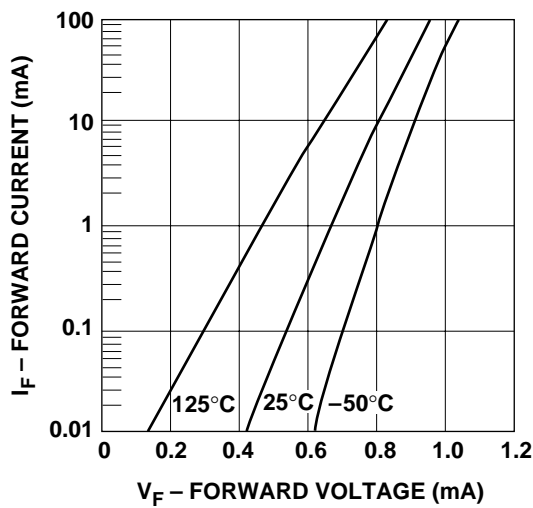


Figure 3. Forward Current vs Forward Voltage.