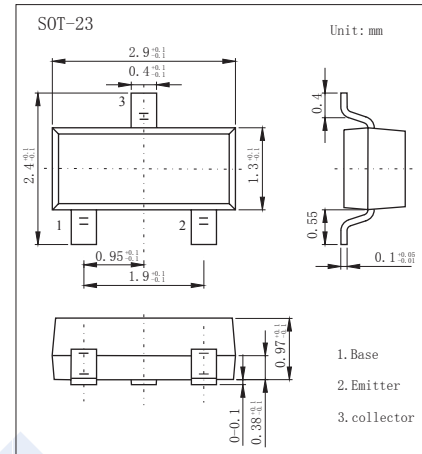


NPN Transistors

2SC3663

■ Features

- Collector Current Capability $I_C=5\text{mA}$
- Collector Emitter Voltage $V_{CE0}=8\text{V}$

■ Absolute Maximum Ratings $T_a = 25^\circ\text{C}$

Parameter	Symbol	Rating	Unit
Collector - Base Voltage	V_{CBO}	15	V
Collector - Emitter Voltage	V_{CEO}	8	
Emitter - Base Voltage	V_{EBO}	2	
Collector Current - Continuous	I_C	5	mA
Collector Power Dissipation	P_C	50	mW
Junction Temperature	T_J	150	°C
Storage Temperature Range	T_{stg}	-65 to 150	

■ Electrical Characteristics $T_a = 25^\circ\text{C}$

Parameter	Symbol	Test Conditions	Min	Typ	Max	Unit
Collector- base breakdown voltage	V_{CBO}	$I_C = 100 \mu\text{A}, I_E = 0$	15			V
Collector- emitter breakdown voltage	V_{CEO}	$I_C = 1 \text{ mA}, I_B = 0$	8			
Emitter - base breakdown voltage	V_{EBO}	$I_E = 100 \mu\text{A}, I_C = 0$	2			
Collector-base cut-off current	I_{CBO}	$V_{CB} = 5\text{V}, I_E = 0$			0.1	uA
Emitter cut-off current	I_{EBO}	$V_{EB} = 1\text{V}, I_C = 0$			0.1	
Collector-emitter saturation voltage	$V_{CE(sat)}$	$I_C = 5 \text{ mA}, I_B = 0.5 \text{ mA}$			0.5	V
Base - emitter saturation voltage	$V_{BE(sat)}$	$I_C = 5 \text{ mA}, I_B = 0.5 \text{ mA}$			1.2	
DC current gain	h_{FE}	$V_{CE} = 1\text{V}, I_C = 250 \mu\text{A}$	50		250	
Insertion Power Gain	$ S_{21e} ^2$	$V_{CE} = 1\text{V}, I_C = 1 \text{ mA}, f = 1\text{GHz}$	4			dB
Maximum Available Gain	MAG	$V_{CE} = 1\text{V}, I_C = 1 \text{ mA}, f = 1\text{GHz}$		12.5		
Noise Figure	NF	$V_{CE} = 1\text{V}, I_C = 250 \mu\text{A}, f = 1\text{GHz}$			4.5	
Associated Power Gain	GA	$V_{CE} = 1\text{V}, I_C = 250 \mu\text{A}, f = 1\text{GHz}$		3.5		
Collector output capacitance	C_{ob}	$V_{CB} = 1\text{V}, I_E = 0, f = 1\text{MHz}$			0.6	pF
Transition frequency	f_T	$V_{CE} = 1\text{V}, I_C = 1 \text{ mA}$		4		GHz

■ Marking

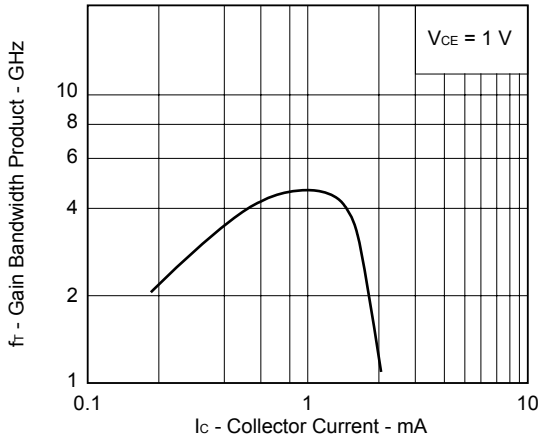
Marking	R62
---------	-----

NPN Transistors

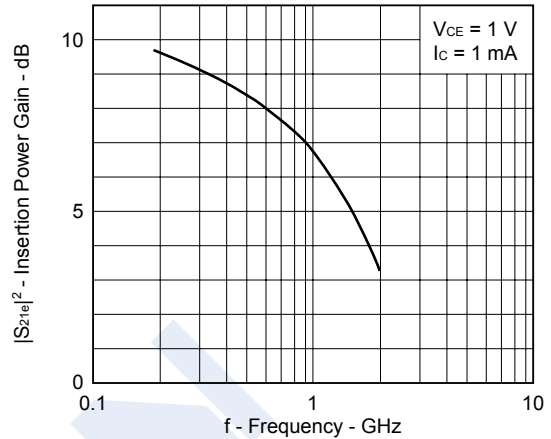
2SC3663

Typical Characteristics

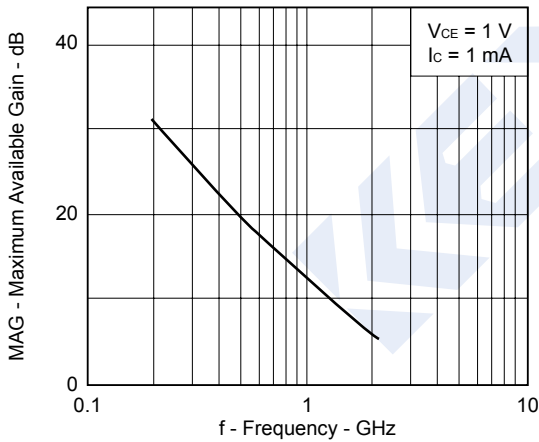
GAIN BANDWIDTH PRODUCT vs. COLLECTOR CURRENT



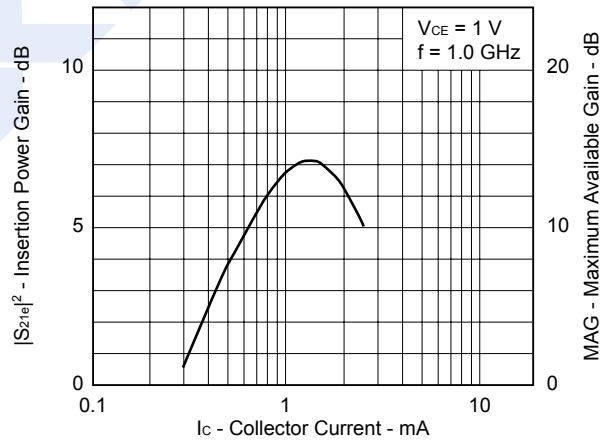
INSERTION POWER GAIN vs. FREQUENCY



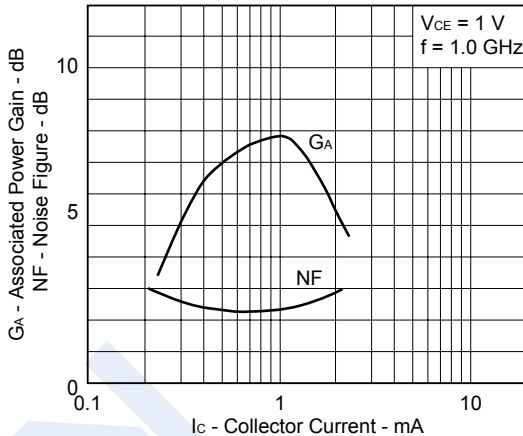
MAXIMUM AVAILABLE GAIN vs. FREQUENCY



INSERTION POWER GAIN vs. COLLECTOR CURRENT



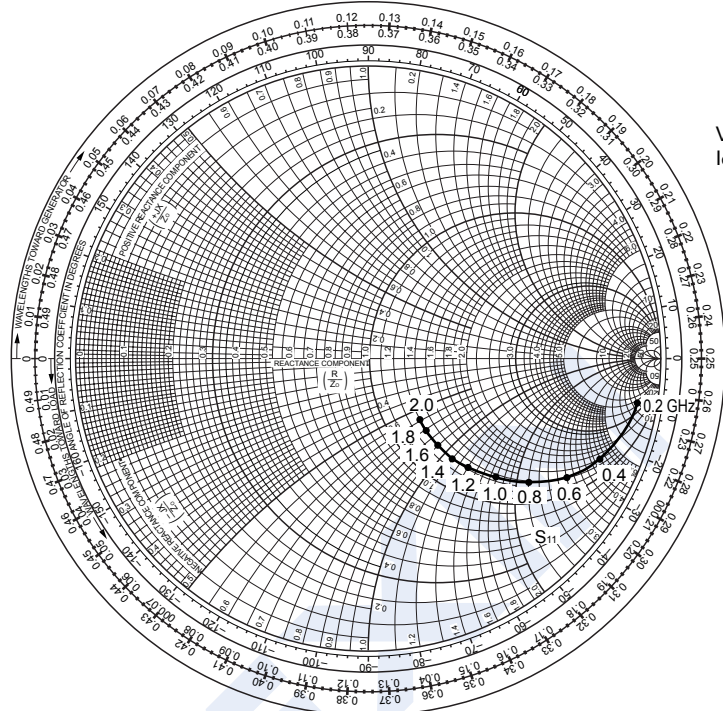
NOISE FIGURE AND POWER GAIN AT OPTIMUM NF vs. COLLECTOR CURRENT



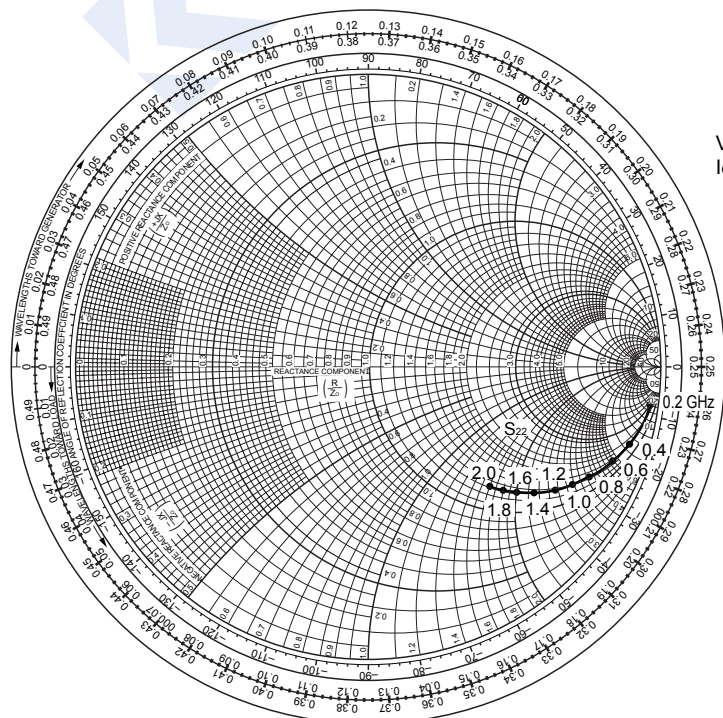
NPN Transistors

2SC3663

■ Typical Characteristics



VCE = 1 V
Ic = 1 mA



VCE = 1 V
Ic = 1 mA