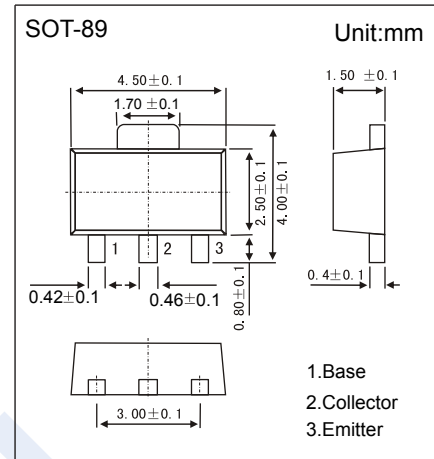


NPN Transistors

2SC3380

■ Features

- Collector Current Capability $I_c=100\text{mA}$
- Collector Emitter Voltage $V_{CE0}=300\text{V}$

■ Absolute Maximum Ratings $T_a = 25^\circ\text{C}$

Parameter	Symbol	Rating	Unit
Collector - Base Voltage	V_{CB0}	300	V
Collector - Emitter Voltage	V_{CE0}	300	
Emitter - Base Voltage	V_{EB0}	5	
Collector Current - Continuous	I_c	100	mA
Collector Power Dissipation	P_C	1	W
Junction Temperature	T_J	150	°C
Storage Temperature Range	T_{stg}	-55 to 150	

■ Electrical Characteristics $T_a = 25^\circ\text{C}$

Parameter	Symbol	Test Conditions	Min	Typ	Max	Unit
Collector- base breakdown voltage	V_{CB0}	$I_c = 100 \mu\text{A}, I_E = 0$	300			V
Collector- emitter breakdown voltage	V_{CE0}	$I_c = 1 \text{ mA}, R_{BE} = \infty$	300			
Emitter - base breakdown voltage	V_{EB0}	$I_E = 100 \mu\text{A}, I_c = 0$	5			
Collector-base cut-off current	I_{CB0}	$V_{CB} = 300 \text{ V}, I_E = 0$			0.1	uA
Collector cut-off current	I_{CE0}	$V_{CE} = 250 \text{ V}, R_{BE} = \infty$			1	
Emitter cut-off current	I_{EB0}	$V_{EB} = 5 \text{ V}, I_c = 0$			0.1	
Collector-emitter saturation voltage	$V_{CE(sat)}$	$I_c = 20 \text{ mA}, I_B = 2 \text{ mA}$			1.5	V
Base - emitter saturation voltage	$V_{BE(sat)}$	$I_c = 20 \text{ mA}, I_B = 2 \text{ mA}$			1.2	
DC current gain	h_{FE}	$V_{CE} = 20 \text{ V}, I_c = 20 \text{ mA}$	30		200	
Collector output capacitance	C_{ob}	$V_{CB} = 20 \text{ V}, I_E = 0, f = 1 \text{ MHz}$			4	pF
Transition frequency	f_T	$V_{CE} = 20 \text{ V}, I_c = 20 \text{ mA}$		80		MHz

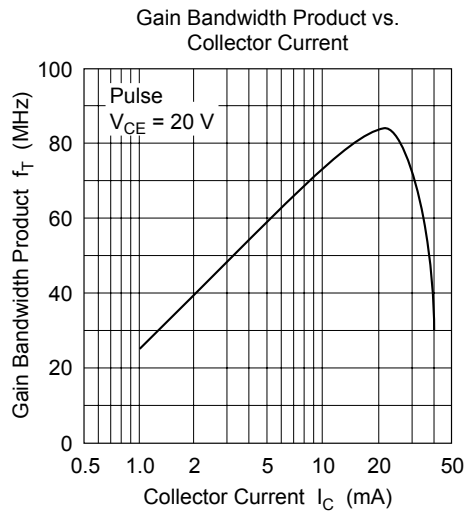
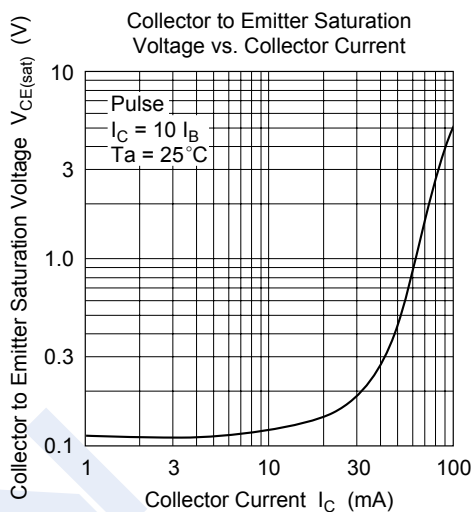
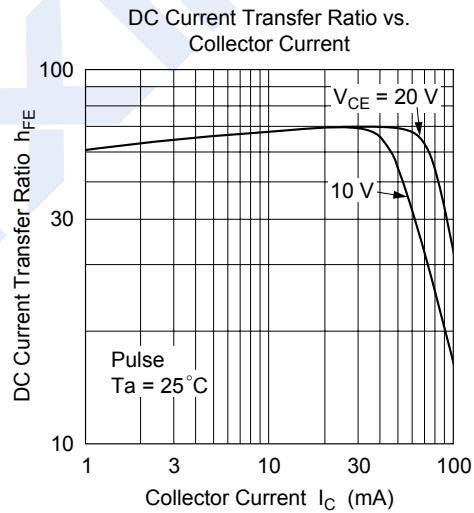
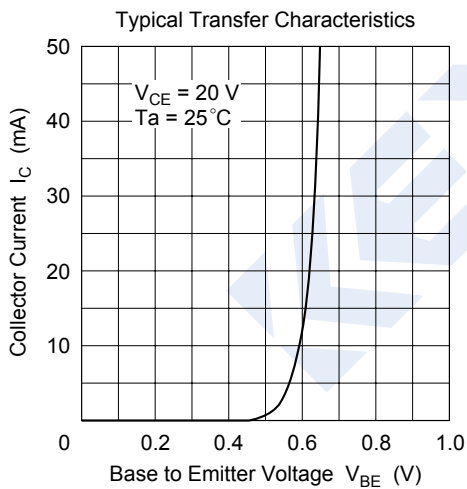
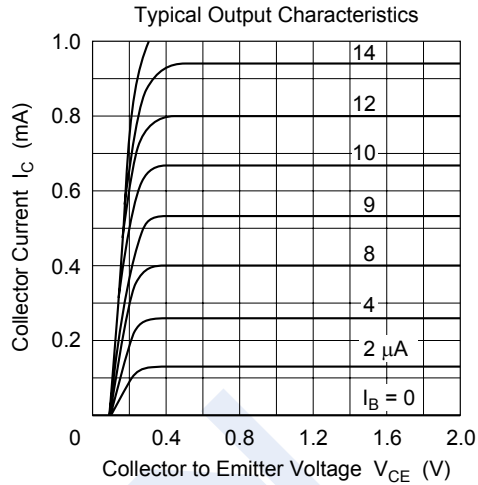
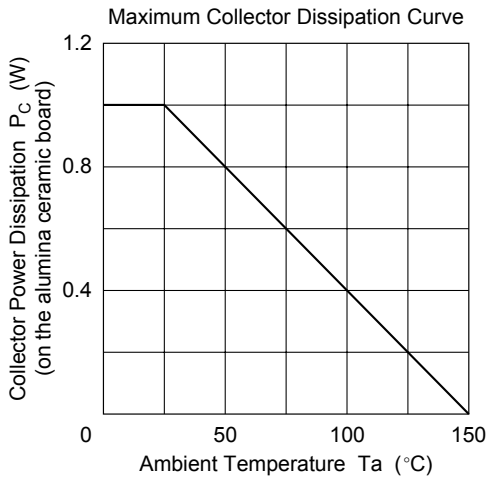
■ Marking

Marking	AS
---------	----

NPN Transistors

2SC3380

Typical Characteristics



NPN Transistors

2SC3380

■ Typical Characteristics

