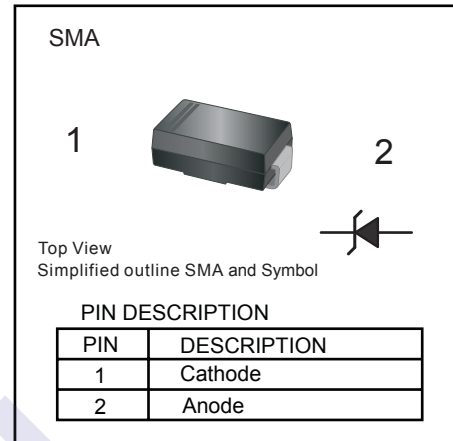


## Zener Diodes

## 1SMA5913B ~ 1SMA5957B

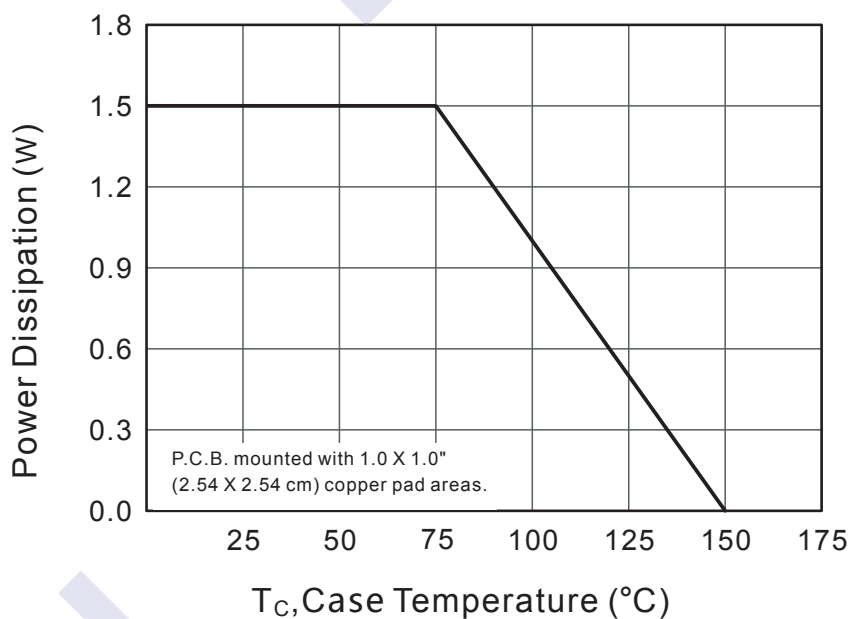
## ■ Features

- Total power dissipation: Max. 1.5 W.
- Wide zener reverse voltage range 3.3V to 240V.
- Small plastic package suitable for surface mounted design.

■ Absolute Maximum Ratings And Characteristics ( $T_A = 25^\circ\text{C}$ )

Parameter	Symbol	Value	Unit
Forward Voltage at $I_F = 200\text{ mA}$	$V_F$	1.5	V
Power Dissipation at $T_c = 75^\circ\text{C}$	$P_D$	1.5	W
Junction Temperature	$T_j$	150	°C
Storage Temperature range	$T_{stg}$	-55 to +150	

## ■ Typical Characteristics



## 1SMA5913B ~ 1SMA5957B

■ Electrical Characteristics (T<sub>A</sub>=25°C unless otherwise noted)

Type (note1)	Marking (note1)	Zener Voltage Range (note2)				Dynamic Impedance Z <sub>zr</sub> (at I <sub>zr</sub> ) Max (Ω)	Reverse Current		Admissible Zener Current I <sub>zm</sub> (mA)
		V <sub>Zr</sub> (at I <sub>Zr</sub> )			at I <sub>Zr</sub>		I <sub>R</sub>	at V <sub>R</sub>	
		Min (V)	Nom (V)	Max (V)	(mA)		Max (μA)	(V)	
1SMA5913B	913A	3.13	3.3	3.47	113.6	10	100	1	454
1SMA5914B	914A	3.42	3.6	3.78	104.2	9.0	75	1	416
1SMA5915B	915A	3.70	3.9	4.10	96.1	7.5	25	1	384
1SMA5916B	916A	4.08	4.3	4.52	87.2	6.0	5	1	348
1SMA5917B	917A	4.46	4.7	4.94	79.8	5.0	5	1.5	319
1SMA5918B	918A	4.84	5.1	5.36	73.5	4.0	5	2	294
1SMA5919B	919A	5.32	5.6	5.88	66.9	2.0	5	3	267
1SMA5920B	920A	5.89	6.2	6.51	60.5	2.0	5	4	241
1SMA5921B	921A	6.46	6.8	7.14	55	2.5	5	5.2	220
1SMA5922B	922A	7.12	7.5	7.88	50	3.0	5	6	200
1SMA5923B	923A	7.79	8.2	8.61	45.7	3.5	5	6.5	182
1SMA5924B	924A	8.60	9.1	9.56	41.2	4.0	5	7	164
1SMA5925B	925A	9.50	10	10.5	37.5	4.5	5	8	150
1SMA5926B	926A	10.4	11	11.6	34	5.5	1	8.4	136
1SMA5927B	927A	11.4	12	12.6	31.2	6.5	1	9	125
1SMA5928B	928A	12.35	13	14.1	28.8	7.0	1	9.9	115
1SMA5929B	929A	13.8	15	15.8	25	9.0	1	11.4	100
1SMA5930B	930A	15.2	16	16.8	23.4	10	1	12.2	93
1SMA5931B	931A	16.8	18	19.2	21	12	1	13.7	83
1SMA5932B	932A	19.0	20	21.2	19	14	1	15.2	75
1SMA5933B	933A	20.8	22	23.3	17	18	1	16.7	68
1SMA5934B	934A	22.8	24	25.2	16	19	1	18.2	62
1SMA5935B	935A	25.3	27	28.9	14	23	1	20.6	55
1SMA5936B	936A	28.2	30	32.0	12.5	26	1	23	50
1SMA5937B	937A	31.3	33	34.9	11.4	33	1	25	45
1SMA5938B	938A	34.2	36	37.9	10.4	38	1	27	41
1SMA5939B	939A	37.2	39	41.5	9.6	45	1	30	38
1SMA5940B	940A	40.9	43	45.6	8.7	53	1	33	34
1SMA5941B	941A	44.9	47	49.8	8.0	67	1	36	31
1SMA5942B	942A	48.6	51	54.0	7.3	70	1	39	29
1SMA5943B	943A	53.6	56	58.8	6.7	86	1	42	26
1SMA5944B	944A	58.9	62	65.6	6.0	100	1	47	24
1SMA5945B	945A	64.6	68	71.7	5.5	120	1	52	22
1SMA5946B	946A	71.2	75	78.8	5.0	140	1	57	20
1SMA5947B	947A	77.9	82	87.0	4.6	160	1	62	18
1SMA5948B	948A	86.0	91	96.0	4.1	200	1	69	16
1SMA5949B	949A	95.0	100	105	3.7	250	1	76	15
1SMA5950B	950A	104	110	116	3.4	300	1	84	13
1SMA5951B	951A	114	120	127	3.1	380	1	91	12
1SMA5952B	952A	125	130	142	2.9	450	1	100	11
1SMA5953B	953A	140	150	157	2.5	600	1	114	10
1SMA5954B	954A	152	160	168	2.3	700	1	121.6	9.0
1SMA5955B	955A	168	180	189	2.1	900	1	136.8	8.0
1SMA5956B	956A	189	200	211	1.9	1200	1	152	7.0
1SMA5957B	957A	228	240	252	1.5	1600	1	182.4	6.0

(1) Suffix "A" indicates ±10% tolerance, Suffix "B" indicates ±5% tolerance

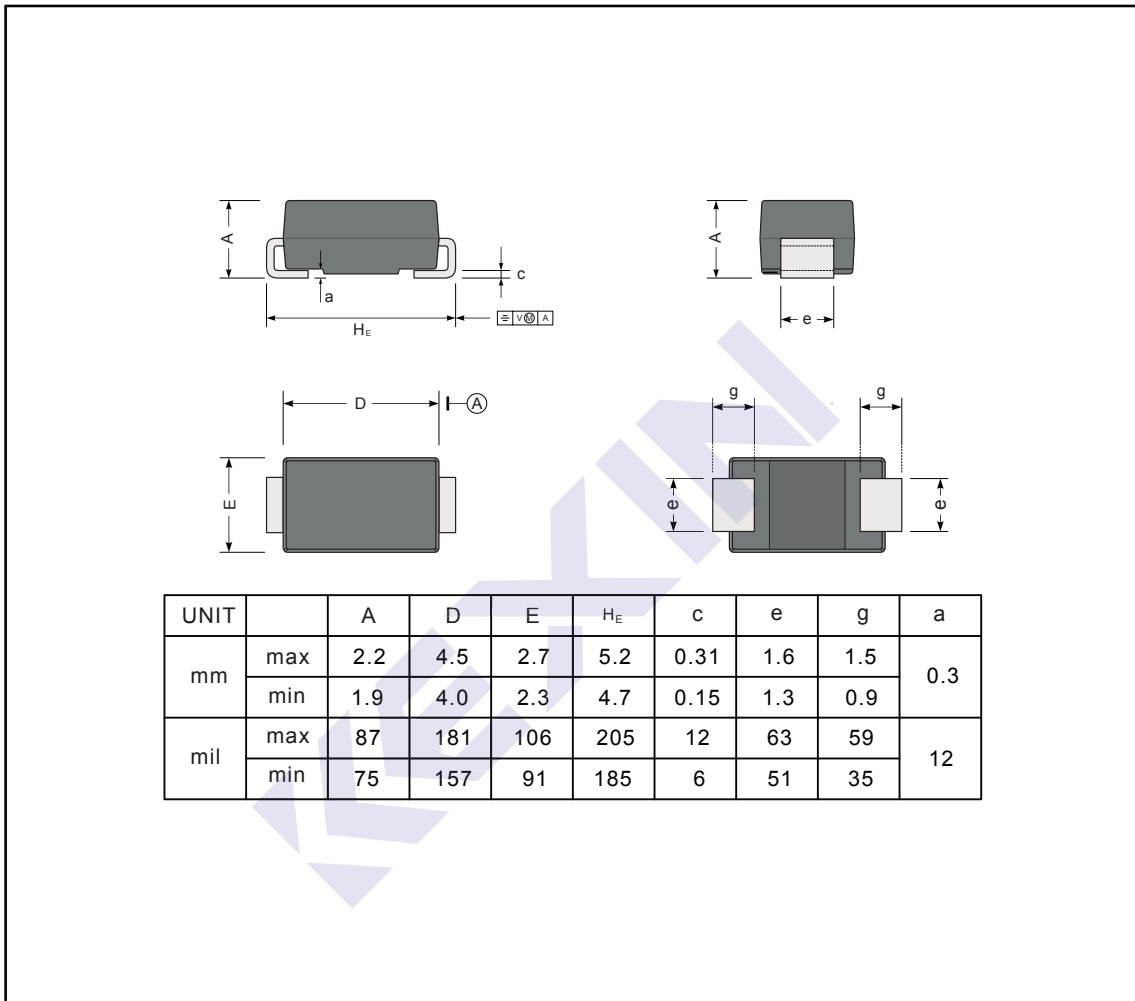
(2) V<sub>Zr</sub> is tested with pulses (20 ms)

### 1SMA5913B ~ 1SMA5957B

■ Package Outline Dimensions

Plastic surface mounted package; 2 leads

SMA



■ The recommended mounting pad size

